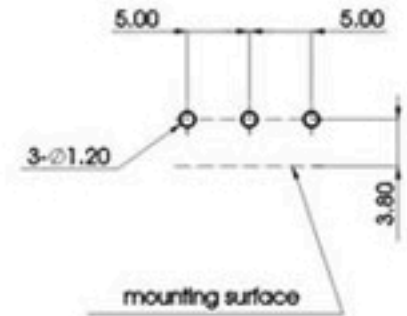
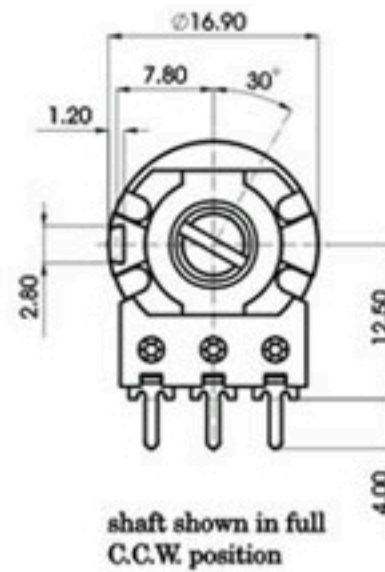
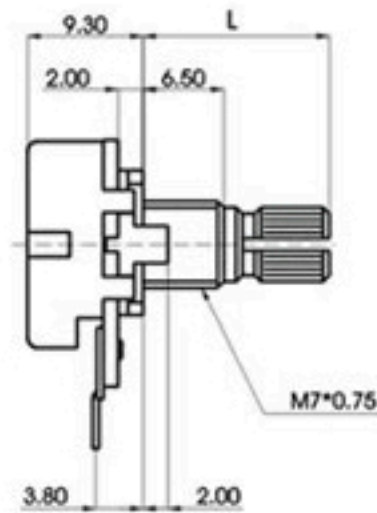
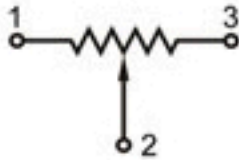




Circuit



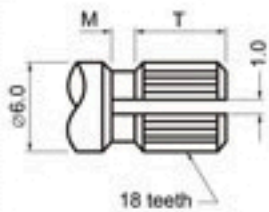
Electrical Characteristics

Resistance Values	5 KOhm ~ 2 MOhm +/- 20%
Resistance Taper	A, B, C
Residual Resistance	0.1% max of total resistance
Rated Power	taper A, C = 0.06W taper B = 0.125W
Operating Voltage	taper A, C = 150V taper B = 200V
Insulation Resistance	100MOhm min @500V DC
Gang Error	3dB max

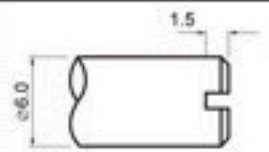
Mechanical Characteristics

Total Rotational Angle	300 deg +/- 5 deg
Rotational Torque	20 ~ 200 gf/cm
Rotational Stop Strength	7 kgf/cm
Push / Pull Strength	7 kgf/cm
Click Position	Center, 11, 21, 31, 41
Life	15,000 cycles

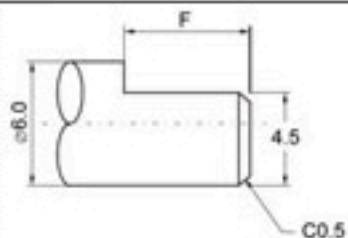
Type Of Shaft



CODE	0	1	2	7	8	3	4	5
DIM "L"	10.0	12.0	15.0	17.0	18.0	20.0	25.0	30.0
DIM "T"	2.3	3.5	6.0	7.0	8.0	9.9	12.1	12.0
DIM "M"	0.3	0.5	1.0	1.5	1.5	1.5	2.0	2.0



CODE	P	Q	R	S	T	U
DIM "L"	10.0	15.0	20.0	25.0	30.0	40.0



CODE	A	B	C	D	G
DIM "L"	15.0	20.0	25.0	30.0	12.0
DIM "F"	7.0	12.0	12.0	12.0	4.0

Detents

CODE	C	4	6	7	9
CLICKS	Center	11	21	31	41